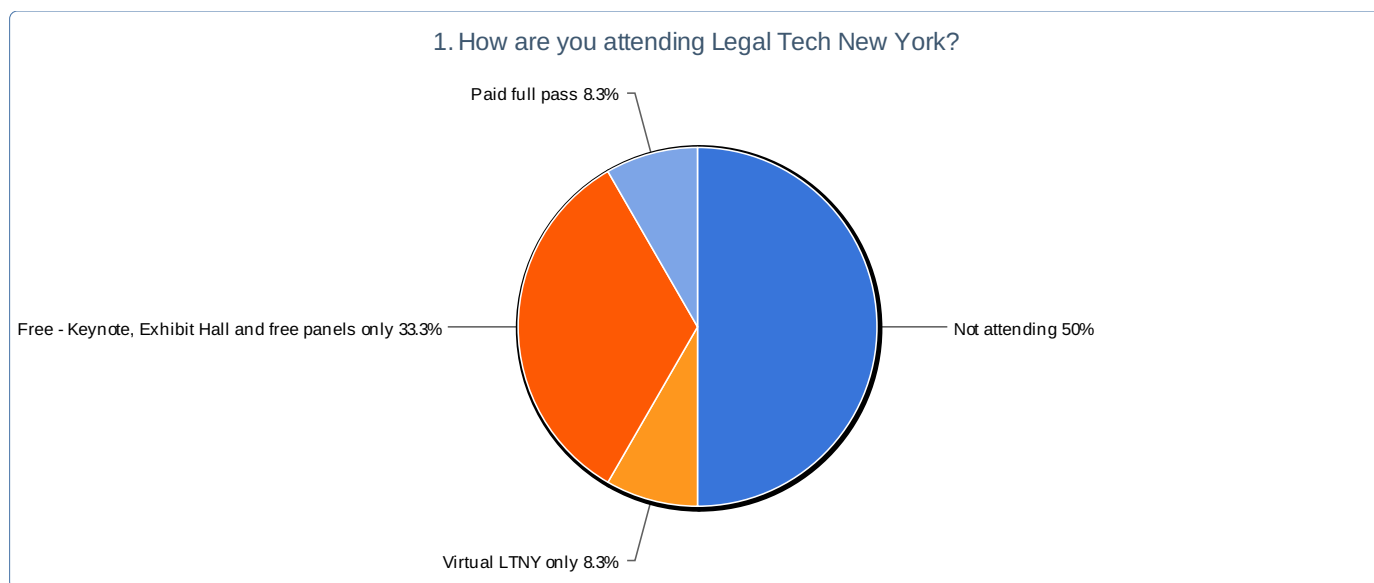


Summary Report - Feb 17, 2014

Survey: LTNY 2014 Consumer Survey



1. How are you attending Legal Tech New York?

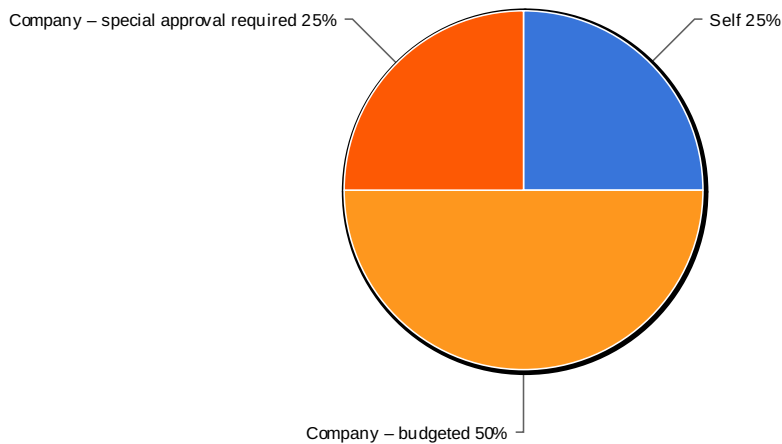
Value	Count	Percent %
Not attending	6	50.0%
Virtual LTNY only	1	8.3%
Free - Keynote, Exhibit Hall and free panels only	4	33.3%
Complementary full pass from provider	0	0.0%
Paid full pass	1	8.3%

Statistics	
Total Responses	12

2. Rank importance of show elements

Rank importance of show elements	
<p>Education – panels</p> <ul style="list-style-type: none"> Count: 11 Min: 4 / Max: 10 StdDev: 2.09 	<p>Avg. 7.00</p>
<p>Shopping – Exhibit hall & demos</p> <ul style="list-style-type: none"> Count: 11 Min: 1 / Max: 10 StdDev: 2.90 	<p>Avg. 6.36</p>
<p>Social Networking – parties & happy hours</p> <ul style="list-style-type: none"> Count: 10 Min: 4 / Max: 10 StdDev: 2.29 	<p>Avg. 6.60</p>
<p>Career – Job prospects</p> <ul style="list-style-type: none"> Count: 8 Min: 1 / Max: 10 StdDev: 2.45 	<p>Avg. 5.63</p>

3. Who is paying for your LTNY?



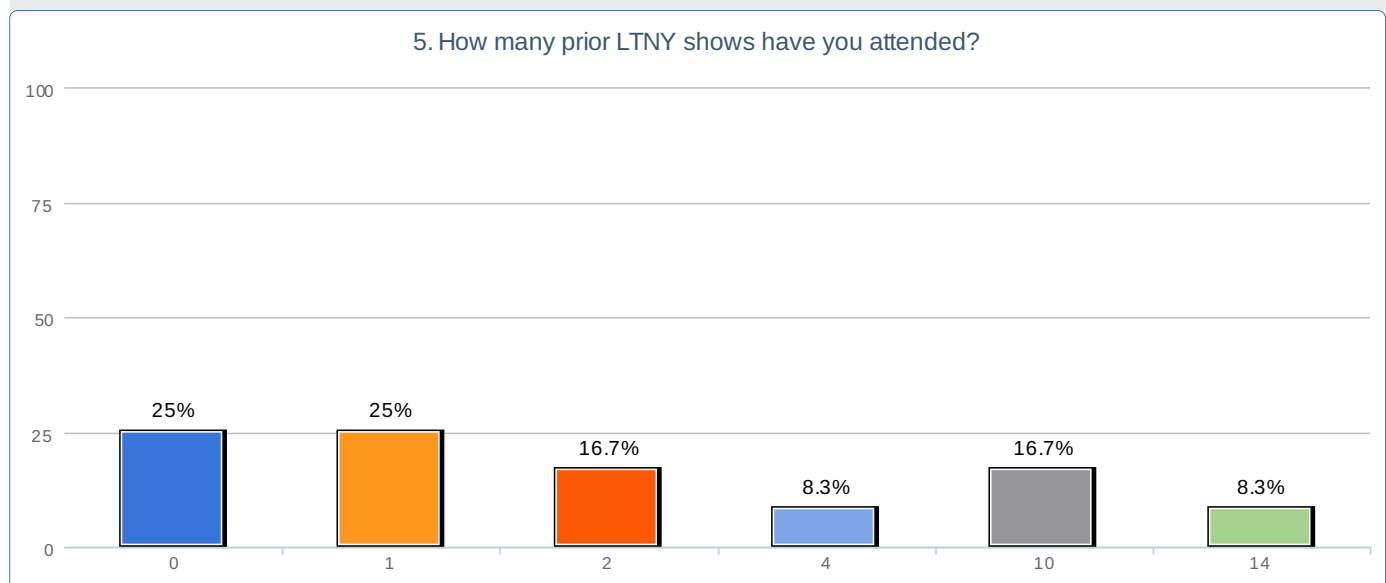
3. Who is paying for your LTNY?

Value	Count	Percent %
Self	2	25.0%
Company – budgeted	4	50.0%
Company – special approval required	2	25.0%
Provider – complementary	0	0.0%

Statistics	
Total Responses	8

4. Rank eDiscovery topics

Rank eDiscovery topics	
Predictive coding/analytics	<p>Avg. 5.64</p> <ul style="list-style-type: none"> Count 11 Min: 2 / Max: 8 StdDev: 1.77
Information Governance – upstream eDiscovery	<p>Avg. 7.36</p> <ul style="list-style-type: none"> Count 11 Min: 4 / Max: 10 StdDev: 2.23
Next generation ESI sources – Cloud, Mobile Devices, Social Media	<p>Avg. 6.27</p> <ul style="list-style-type: none"> Count 11 Min: 2 / Max: 8 StdDev: 1.96
eDiscovery Matter Services – hosting, collections & trial support	<p>Avg. 5.73</p> <ul style="list-style-type: none"> Count 11 Min: 1 / Max: 8 StdDev: 2.18
eDiscovery Manage Services – overall tech/service support	<p>Avg. 5.18</p> <ul style="list-style-type: none"> Count 11 Min: 2 / Max: 8 StdDev: 1.85
Matter Management – billing, budget, case admin	<p>Avg. 4.44</p> <ul style="list-style-type: none"> Count 9 Min: 0 / Max: 8 StdDev: 2.45
Pricing	<p>Avg. 5.70</p> <ul style="list-style-type: none"> Count 10 Min: 2 / Max: 10 StdDev: 2.00



5. How many prior LTNY shows have you attended?

Value	Count	Percent %
0	3	25.0%
1	3	25.0%
2	2	16.7%
4	1	8.3%
10	2	16.7%
14	1	8.3%

Statistics	
Total Responses	12
Sum	45.0
Avg.	3.8
StdDev	4.6
Max	14.0